



• Collaborative Online  
International Learning  
**COIL**

internationale veje

Ariana Mihalik Ward Jespersen  
og Thomas Kjærgaard, UCN

Maja Melballe Jensen  
og Mette Eg Jørgensen, VIA

# Collaborative International Online Learning COIL

COIL står for *Collaborative Online International Learning*, og er en internationalt udbredt undervisningsmetode, som har til formål at **understøtte digitale interaktioner** mellem studerende **på tværs af lande**. Ambitionen er at etablere **et digitalt samarbejde mellem studerende** omkring et udvalgt fagområde og samtidigt styrke studerendes internationale udsyn og deres interkulturelle og digitale kompetencer (Villar-Onrubia & Rajpal 2015).

Termen **virtuel mobilitet** har også været anvendt i forbindelse med COIL-projekter for at tydeliggøre, at der er tale om **internationale interaktioner muliggjort via teknologi frem for interaktioner muliggjort gennem fysiske møder** (Sweeney 2014: 9)





# Hvem er I?

Attentive Buffalo for 5 dage siden

Hvem er I?  
Navn og institution?  
Kontakte info?  
Evt. Internationale partner/forbindelser?

♡ 0    💬 0

+ Tilføj kommentar

Thomas Kjærgaard for 17 dage siden

Erfaringer med COIL

Hvilke samarbejder har du deltaget i?  
Hvad var din rolle?  
Hvad fik du ud af det?

♡ 0    💬 0

+ Tilføj kommentar

Thomas Kjærgaard for 17 dage siden

Ønsker for fremtidige COILs

Hvad vil du gerne have ud af COIL samarbejder?  
Hvad skal de involverede undervisere og studerende lære

♡ 0    💬 0

+ Tilføj kommentar


Attentive Buffa for 5 dage siden

Next Steps (eft gruppearbejde)

Which challenges while working with  
What is the next s project?  
What additional re need to help you?  
Who can you cont needed?

♡ 0

+ Tilføj kommentar



For at forventningsafstemme og for at skabe netværk, vil vi gerne bede jer kommentere på spørgsmålene: *Hvem er vi?* Og *Erfaringer med COIL*

<https://kortlink.dk/2rygz>

Vi vender tilbage til **spørgsmålene** efter gruppearbejde



# Korte COILs fra UCN

Erfaringer fra udvikling af flere kortere COILs med forskellige partnere

Ariana Jespersen og Thomas Kjærgaard

UCN, Læreruddannelsen i Aalborg med faget Engelsk



# Case: UCN-UAlbany COIL Project on Educational Systems

Participants: 36 students from MS Childhood Education at SUNY University of Albany. 45 BA students from UCN

Goal: Working online in small groups, students from both institutions will examine each other's education systems and use the comparison of both systems to better understand the role of cultural context in shaping educational ideas and practices

Duration: 6 weeks

Form: Asynchronous discussion board on TEAMS, however some students chose to conduct a synchronous video call

Progression of a COIL module



[What is COIL? – Intro 2 COIL](#)

# COIL structure:

## 1. **Introductory Videos:**

Students from both UAlbany and UCN will create brief (3-5 minute) individual videos in which they introduce themselves, discuss their beliefs about education, and share their experiences as students in their country's education system.

## 2. ***Sharing Experiences and Comparing Education Systems:***

Working in small groups of 4-6 students (from both UAlbany and UCN), students will share their videos on an asynchronous discussion board and, using the videos as a starting point, engage in an online discussion about the main features of their country's education system and the main challenges facing education today in their country, culminating in a brief collaborate statement.

## 3. **Reflection:**

Each student will write a brief reflection focusing on what they learned from this project about their country's education system and about education in general.

# Eksempler fra teams



SUNY-UCN COIL fall 2024 Educational ...

Main Channels

General

Peer team 1

Peer team 10

Peer team 11

Peer team 12

Peer team 13

Peer team 14

Peer team 15

Peer team 16

Peer team 17

Peer team 2

Peer team 3

Peer team 4

Peer team 5

Peer team 6

Peer team 7

Peer team 8

Peer team 9

Planning (private)



Thomas Kjærgaard 09-09-2024 14:26 Edited



## Dialogues on education across the pond from Albany to Aalborg

Hi there

Welcome to our collaboration space for the SUNY/UCN COIL on educational systems and history. We'll collaborate here and share the peer-teams and other resources.

[Link to reading for the collaboration](#)

We look forward to 'meeting' you and to have dialogues on education and school.

Have an awesome day.

Kind regards

Coil-organisers

Ariana, Robert and Thomas

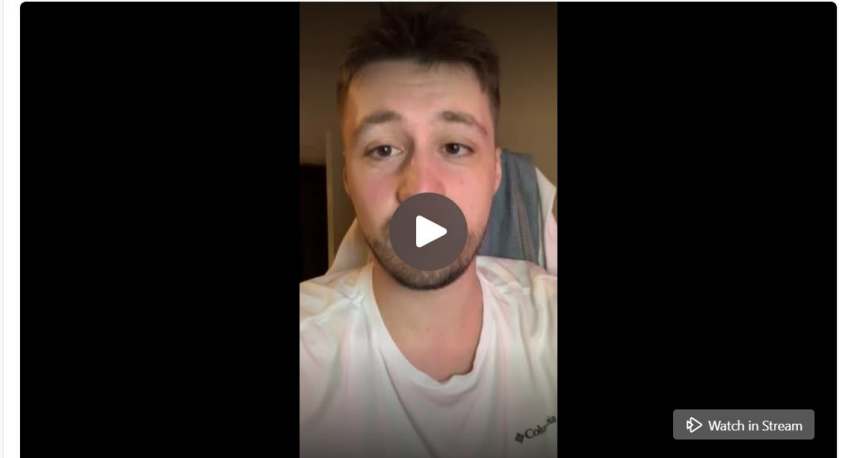


Reply



Hello everyone!

Here is a Quick video introducing myself and the danish school system. Looking forward to hearing from you 🗣️ 🗣️



AB

### Question 1

Hi everyone, I hope you are all well. The first would be what time

video -20240922-181328-e7104e06.mov

Just personally I am not a big morning person and waking up at 6:30 to get to school by 7 has not been easy haha. I was wondering if you all also must get up as early, later in the day, or even earlier (which is kind of crazy).



LR

26-09-2024 12:08

At ucn school usually starts at 8, but we have days we're the first class is at 12.15. At the schools we teach at class always starts at 8, but we are expected to be there no later than 7.50. Jesper and I are in a group together, mentored by the same teacher and she sometimes arrives at 7. Do American schools usually start at 7?!



EB

26-09-2024 19:53

My primary school starts around 8, middle school at 9, and high school at 7:20!



LR

Laura Johansen Rieneck 26-09-2024 20:34

My gast has been flabbed



7. oktober 2024

ES

Eliška Strítežská 07-10-2024 19:03

Dear Aidan, I am very sorry for my late response, but I had troubles with my health condition (my brain wasn't working at all because I had concussion, but now it's better so I can finally answer your question). I am an international student from Czech republic, so I can tell you when schools usually start in my country....primary and lower secondary schools start at 8:00, my high school(gymnasium), which I

# Med hvem og hvordan?

Tilsammen 7 COILS med partnere fra 6 forskellige lande  
(Japan, England, Ghana, USA, Holland, Østrig)

Som en kortere del af et undervisningsforløb i engelsk.

(Stereotypes, Youth Culture, Storytelling – Myths and stories, Working with Global Goals, Controversial issues in shared history, The purpose and practice of education, Challenging stereotypes through digital stories)

Alt fra enkeltstående virtual exchanges til et kursus over flere mdr.

Asynchronous/synchronous/blended

Peer-group struktur: 2-4 studerende fra hver institution



# Hvad har vi lært?

Klar og enkel struktur er bedst

Meget detaljeplanlægning FØR  
man går i gang

COIL skal have ligevægt

Lokale udfordringer, net, tid,  
skema osv.

Synkron/Asynkron

Teknologi og ressourcer

Sproglige kompetencer

”Post COIL” refleksioner”

Fantastisk mulighed for IaH, men  
kræver en del arbejde

# Hvad siger de studerende?

**Ghana:** "I've learned that other cultures are different, and that our approaches to project work like this (the COIL) also differ across borders. But I have learned how one can handle such situations, and I have become better in how I react on such issues myself. I have been forced to communicate in English, which is not my strong side, but it was good for me."

**Japan:** "We learned how to communicate with people we don't know in the correct formal way. Also, I take away from the COIL project that things does not always succeed."

**UAlbany:** "The best interaction I had were the questions related to my experience and the ability to truly reflect on my own and come up with detailed enough responses to assist my group members in Denmark, I believe the self-reflection is what truly makes the project shine."

"In the case of this COIL project, reflection is thinking about the structure of education. What seems 'normal' to me in the United States may not be 'normal' in Denmark, and this project has allowed me to reflect on that."

# Projekt Sustainability and Loneliness

Erfaringer fra udvikling af COIL

Maja Melballe Jensen & Mette Eg Jørgensen

VIA University College,  
Ergoterapeutuddannelsen i Århus



# Det eksisterende Læringsforløb

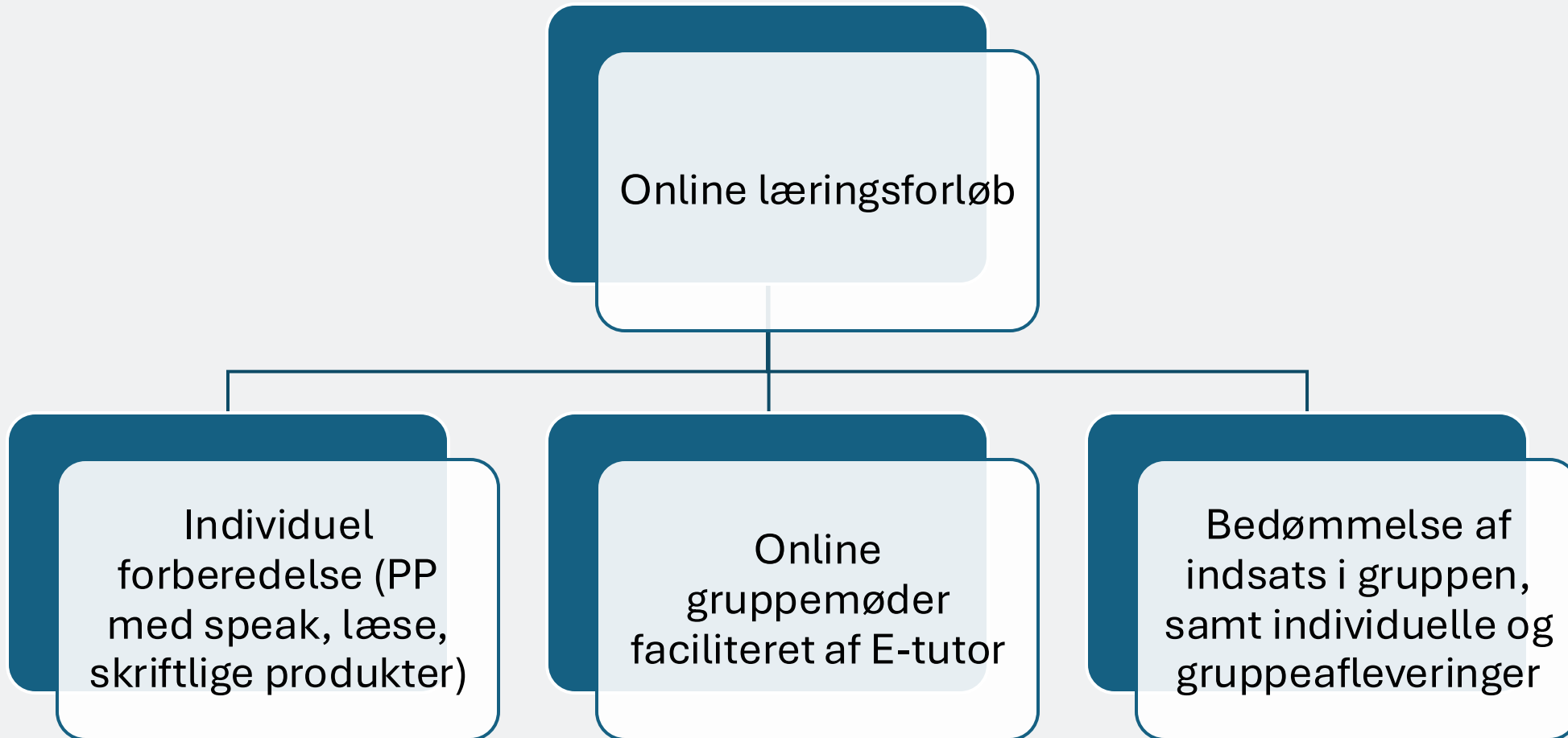
Internationalt projekt: Sustainability and Loneliness (opstart 2020, udelukkende ergoterapeutstuderende)

Samarbejdspartnere: Belgien, Finland, Spanien, Letland, Portugal og Danmark  
Ekstra-curriculært i Danmark, Spanien og Portugal. Obligatorisk forløb i Letland, Finland og Belgien.

Formål:

- Make students aware of their role as a global citizen
- Develop international and sustainability competencies

# Det eksisterende læringsforløb



# Hvorfor udvikle det til et COIL?



Højere grad af forpligtelse



Integration i curriculum  
(behøver ikke være ens på tværs  
af steder)



Højere grad af synkron  
undervisning

# Lad os mødes... I Madrid...



“..it has taken me two years ...”



# Refleksioner fra arbejdet med COIL

Indblik i kulturelle og strukturelle udfordringer på uddannelserne i de forskellige lande

Sociale og faglige relationer til samarbejdspartnere er bærende for projektet på ”godt og ondt”

Hvor kan vi mødes fagligt, når det ikke er det sproglige, der er det primære læringsudbytte

Detaljerne har større betydning end man antager – brug af spørgsmål fra **guide** var hjælpsomt

# Spørgsmål?



# Workshop

Kom i gang med din COIL!

15 min:

Ny i COIL: Prøv at udfyld side 1 af delte COIL worksheet.

Hvis du er allerede igang med et COIL, så kan du gå videre til de næste sider i delte worksheet.

10 min: Diskuter i jeres grupper, hvor I er blevet udfordret eller kunne have brug for hjælp til.

5 min: Udflyd spørgsmål 4 på padlet






# Diskussion og opsamling

Hvilken udfordringer kan I se?

Hvilken muligheder kan I se?

Hvad er jeres næste skridt?

***Skriv dine tanker i Padletten***



<https://kortlink.dk/2rygz>

internationale veje

# Overskrift i skrifttype: Futura Md BT – skriftstørrelse 44

Brødtekst i skrifttype: Arial Regular – skriftstørrelse 22, linjeafstand 1

Farverne er således:

- Mørkeblå: #00497f
- Lyseblå: #8baddc
- Hvid: #f0f1f2 (baggrundsfarve)
- Sort: #212121 (tekstfarve)

Duplér slide, når du vil lave et nyt – så bevarer du alle indstillingerne

Eksempler følger på næste slides...